



AUSTIN
MINI
COUNTRYMAN
mk II



MinipassionMini.com

AUSTIN MINI COUNTRYMAN mk II

The Mini Countryman Mk. II packs a lot more punch under its bonnet! A powerful, new 998-c.c. engine gives you a faster get-away, higher top speed, and better all-round performance. But the transversely mounted power pack still takes up only 1½ ft. (0.46 m.) of the vehicle's length—which leaves an incredible amount of space for passengers and goods. And yet this



versatile, dual-purpose Austin Mini Countryman can be hustled into a parking space of only 13 ft. (3.96 m.). Also new is the distinctive, radiator grille and surround, while a better steering lock, more convenient controls, and self-parking windscreen wipers are among many other practical improvements that make this the best Mini Countryman yet!

Luxurious, re-styled seating gives de-luxe saloon comfort inside the Countryman for up to four adults. The front seats are adjustable and tilt forward to provide free access to the wide rear seat, which has plenty of luggage space behind, accessible from inside or through the rear doors. Large open pockets are provided in each side door, and there are companion boxes each side of the rear seat suitable for holding business documents or family incidentals. An ashtray is fitted centrally on the floor for the use of the rear passengers. The side windows, like those in each door, having sliding glasses which can be fixed or moved independently to control ventilation, while the entire interior trim is completed in hard-wearing vinyl-coated fabric.



MinipassionMini.com

AUSTIN MINI COUNTRYMAN mk II

The revolutionary, dual-purpose Austin Mini Countryman is available with or without external timber framing. The compartment behind the rear seat will accommodate 16 cu. ft. (0.45 m.³) of luggage and with the rear seat folded forward a load-deck length of 3 ft. 11½ in. (1.21 m.) becomes available. To facilitate easy loading, the rear doors of the Countryman are held in the open




MinipassionMini.com


position by metal straps. All doors are sealed against the entry of dust or draught, and are lockable so that the Countryman can safely be left unattended. Smart in appearance, it is dependable and economical to operate as a passenger-carrying vehicle, when this brilliant Austin Mini Countryman can be favourably compared to a four-seater saloon car in every sense of the

word. Fully equipped to de-luxe specification, it has all the motoring refinements such as fresh-air heater, windscreen washer, and ashtrays, so necessary for the pleasure and convenience of the modern family. For conversion to goods-carrying duties, merely fold down the rear seat, and there in an instant is 36 cu. ft. (1.02 m.³) of goods space accessible through the

double opening rear doors. Floor to roof, the last cubic inch is usable, because there is a mirror fitted on each front wing, in addition to the tinted interior mirror, to provide satisfactory rearward vision for the driver. Sleek and stylish, the incredible Austin Mini Countryman becomes the businessman's best salesman—a brilliant tribute to his business, whatever it may be.



Nothing complicated about the fascia of the Austin Mini Countryman! All the instruments and controls are comfortably placed within easy reach of the driver and a large oval instrument cluster contains all the information required for the satisfactory running of the vehicle. A new multi-purpose switch on the steering-column incorporates headlamp flasher and high/low beam control, horn and direction indicators. On the floor, located centrally, is a new, short, remote-control lever, which makes gear changing almost a pleasure!



Perhaps the most revolutionary piece of automobile engineering in the Mini Countryman is the amazingly compact power pack, which includes the powerful, new 998-c.c. engine with gears and final drive differential integrally built into its sump. They are assembled with front-wheel drive and independent front suspension as one extremely accessible major mechanical unit.




Optional automatic transmission—another great BMC achievement for the Austin Mini Countryman. You have the choice of fully automatic or fully manual control over all four gears. Just slip the lever into "Drive" and go, relaxed and without effort. Change back to manual control whenever you like.

SEE THE FULL RANGE OF BMC ACCESSORIES

Your Austin Dealer will be pleased to give full details of approved accessories which can be fitted to your car. Below is a list specially selected for use with the Austin Mini Countryman.

Door Pocket Ashtray. Felt 'Comfykit'. Touch-up Paint. Switch Panel. Auxiliary Lamps. Seat Protectors, Covers, and Seat Belts. Individual Hand Tools. Anti-mist Panel. Interior Bonnet Release Catch. Car-valeting Items. Exhaust Deflectors. Alpine or Windtone Horn Sets. Travel Rugs. Parking Lamp. Mud-flaps. Roof Rack. Interior/Exterior Cleaning Fluid. Supplementary Instruments.



Here's the secret of the Austin Mini Countryman's quick-service technique! These sturdy sub-frames carry the power pack/front-wheel-drive assembly at the front and the trailing-arm, independent suspension units at the rear. Each sub-frame requires only four bolts to secure it to the all-steel, integral-constructed body. Maintenance-free rubber 'springing' is used as the medium for front and rear suspension which, being also controlled by hydraulic dampers, provides the grip-tight, hug-the-corner sort of motoring for which the Austin Mini has become so well known throughout the world.

MinipassionMini.com

SPECIFICATION

ENGINE: Four cylinders; overhead valves with push-rod and rocker operation; bore 64.58 mm. (2.543 in.), stroke 76.2 mm. (3.00 in.), cubic capacity 998 c.c. (60.96 cu. in.), b.h.p. 38 at 5,250 r.p.m. Maximum torque 52 lb. ft. at 2,700 r.p.m. Compression ratio 8.3 : 1.

FUEL SYSTEM: Single S.U. carburettor, S.U. electrical fuel pump mounted under tank at rear. Air cleaner with paper element. Petrol tank capacity 6 gallons (27.28 litres). Fuel filters in pump and fuel tank.

LUBRICATION SYSTEM: Full pressure to engine bearings. Sump forms oil bath for gearbox and final drive. Internal gear-type pump driven by camshaft. Full-flow oil filter with renewable element; gauze strainer in sump. Magnetic sump drain plug. Oil capacity, including transmission, 8 pints (4.5 litres) approximately, plus 1 pint (0.57 litre) for filter.

IGNITION SYSTEM: 12-volt coil, and distributor with automatic and vacuum control.

COOLING SYSTEM: Pressurized radiator with pump, fan, and thermostat. Capacity approximately 5½ pints (3 litres), plus 1 pint (0.57 litre) for heater.

TRANSMISSION: **Clutch:** Diaphragm spring 7½ in. (0.18 m.), diameter; hydraulic operation by pendent pedal. **Gearbox:** Four speeds and reverse in unit with engine and final drive; central floor remote change speed lever. **Final drive:** To front wheels via helical spur gears and open shafts with universal joints; drive casing in unit with engine and gearbox.

STEERING: Rack and pinion. 2½ turns lock to lock. Two-spoke, 15½ in. (0.40 m.) diameter steering-wheel. Turning circle 29 ft. (8.84 m.).

SUSPENSION: Front (includes final drive): Independent with levers of unequal length. Swivel axle mounted on ball joints. Rubber springs and telescopic dampers mounted above top levers. Top levers roller-bearing and lower levers rubber-mounted at inner end. Fore and aft location by rubber-mounted tie-rod. **Rear:** Independent trailing tubular levers with rubber springs and telescopic dampers. Levers carry stub shaft for hubs, which have twin, dual-purpose bearings.

BRAKES: Foot: All four wheels. Hydraulically operated by pendent pedal with two leading shoes at front. 7 in. (0.18 m.) diameter by 1½ in. (0.04 m.) wide front; 7 in. (0.18 m.) diameter by 1½ in. (0.03 m.) wide rear. A pressure-limiting valve is included in the system. **Hand:** Central pull-up lever which operates on rear wheels.

ROAD WHEELS: Pressed steel four-stud fixing 5.20—10 Dunlop tubeless tyres.

ELECTRICAL: 12-volt 34-amp.-hr. capacity battery. Double-dipping headlamps. Sidelamps in headlamps with separate bulbs. Rear lamps, stop lamps,

reflectors, and flashers all combined in single units. Two rear, number-plate illuminating lamps. Roof lamp with integral switch. Separate front flashers. Single lever on steering-column controls horn, headlamp flasher, dip switch, and self-cancelling flashing direction indicators. Twin-blade self-parking windscreen wipers. Single-high-frequency horn.

INSTRUMENTS: M.p.h./km.p.h. speedometer, with fuel gauge and warning lights to show dynamo not charging and headlamp high-beam position. Separate instruments for oil pressure and water temperature. The various switches, including combined ignition/starter switch, are mounted on a panel in the centre of the parcel shelf.

COACHWORK: An all-steel, dual-purpose vehicle of unitary construction, with the option of external timber framing to body sides and rear doors. There is one large oval instrument nacelle in the centre of the fascia with a full-width parcel shelf beneath. The fascia lining above the shelf is padded and trimmed in vinyl-coated fabric. The roof lining is washable vinyl-coated fabric. Front and rear floors have fitted carpets with felt underlays. Front wheel arches and load platform behind rear seat have fitted carpets. Trim casings below the waistline are covered with fluted vinyl-coated fabric. Anchorage points are built-in, to which your Distributor or Dealer can fit BMC approved accessory seat belts. A spacious companion box is located at each side of the rear seat. A single ashtray is fitted centrally in the screen rail and also on the rear compartment floor. The windscreen is of curved, toughened glass. Both front seats are adjustable on slides and will tilt forward to give access to the rear. Seat cushions are of foam rubber and squabs are of rubberized hair, supported by resilient webbing. The rear seat cushion and squab hinge forward to form an extended floor for extra luggage accommodation. The rear cushion is of foam-rubber, the squab is of rubberized hair. All seats are trimmed in durable vinyl-coated fabric. Front doors are hinged at front edge by outside hinges. The driver's door has a private lock in the outside handle; the passenger's door is locked by an interior catch. Doors are opened from within by full-width cable release. The door windows have two sliding glasses, each of which can be moved or fixed independently of the other. Rear doors are hung on outside hinges and can be retained in the open position by metal check straps. An outside locking handle is fitted and each door is provided with a large window. Bright plastic windscreen finishers. Stainless sill finishers. Side windows consist of two sliding glass panels that can be locked in the closed position. The spare wheel is carried below a detachable panel in the floor behind the rear seat. Chrome bumpers with over-riders are fitted at front and corner bumpers at rear. The radiator grille is of anodized aluminium with chrome surround. A fresh-air heater and demister (Home market only), windscreen washer, dual crushable sun visors, twin exterior, and tinted safety interior mirrors are fitted as standard equipment. Optional at extra cost: Automatic transmission; reclining front seats.

EXPORT AVAILABILITY: At no extra cost: left- or right-hand steering. Four- or six-bladed fan. Electrical equipment to suit any Export requirement. Optional at extra cost: Automatic transmission. Laminated windscreen. Fresh-air heater and demister. Reclining front seats.

The issue of this publication does not constitute an offer, and the right is reserved to alter specifications at any time without notice. Sales are made subject to and with the benefit of the standard Conditions of Sale and Warranty given by the Distributor or Dealer by agreement with the British Motor Corporation Limited.

The British Motor Corporation Limited
Birmingham, England

MinipassionMini.com

YONGE STEELES MOTORS LTD.

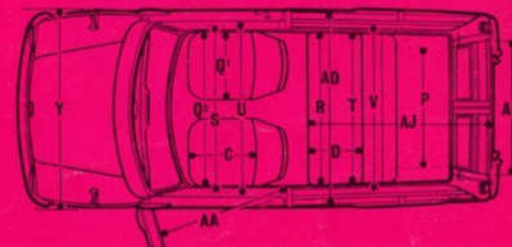
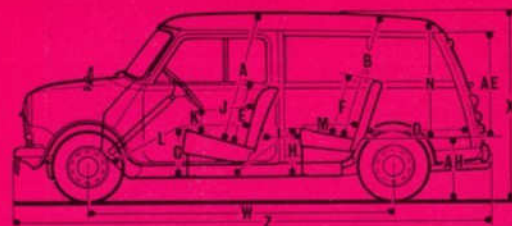
7079 YONGE STREET

WILLOWDALE

889-6261



DIMENSIONS



		English	Metric
Front seat cushion to roof	A	3 ft. 2 in.	97 cm.
Rear seat cushion to roof	B	2 ft. 11 in.	89 cm.
Front cushion depth	C	1 ft. 6 in.	45 cm.
Rear cushion depth	D	1 ft. 5 in.	43 cm.
Front seat height	E	1 ft. 7 in.	46 cm.
Rear seat height	F	1 ft. 5 in.	43 cm.
Height of front cushion	G	1 ft. 1½ in.	34 cm.
Height of rear cushion	H	1 ft. 2 in.	36 cm.
Back of front seat to front of rear cushion	I	max. 11½ in. min. 7½ in.	29 cm. 18 cm.
Steering-wheel to rear of front seat	J	max. 1 ft. 4½ in. min. 1 ft. 0½ in.	42 cm. 32 cm.
Steering-wheel to cushion	K	6½ in.	16 cm.
Leg room—front	L	max. 3 ft. 7½ in. min. 3 ft. 5 in.	1.10 m. 1.04 m.
Leg room—rear	M	max. 3 ft. 9 in. min. 3 ft. 3 in.	1.14 m. 99 cm.
Rear floor to roof	N	2 ft. 10½ in.	88 cm.
Depth of rear floor with rear seats raised	O	2 ft. 5½ in.	75 cm.
Rear floor width	P	3 ft. 5 in.	1.04 m.
Width of front bucket seats	Q1	1 ft. 8½ in.	52 cm.
Overall width of front seats	Q2	3 ft. 7½ in.	1.10 m.
Width of rear cushion	R	3 ft. 5 in.	1.04 m.
Front seating width at cushion level	S (max.)	3 ft. 9½ in.	1.18 m.
Rear seating width at cushion level	T (max.)	3 ft. 5 in.	1.04 m.
Width over front seat at shoulder height	U	3 ft. 10 in.	1.17 m.
Width over rear seat at shoulder height	V	3 ft. 9½ in.	1.16 m.
Wheelbase	W	7 ft. 0½ in.	2.14 m.
Overall height	X	4 ft. 5½ in.	1.36 m.
Overall width	Y	4 ft. 7½ in.	1.41 m.
Overall length	Z	10 ft. 9½ in.	3.30 m.
Door entry width—front	AA	2 ft. 8 in.	81 cm.
Inside width	AD (max.)	4 ft. 4½ in.	1.33 m.
Rear door height	AE	2 ft. 6 in.	76 cm.
Rear door width	AF	3 ft. 1 in.	94 cm.
Height rear floor to ground	AH	1 ft. 6 in.	45 cm.
Depth of rear floor with rear seats in folded position	AJ (max.)	3 ft. 11½ in.	1.21 m.
Kerbside weight (approx.)		13 cwt.	660 kg.

†With seats compressed.
Measurements taken over seats are approximate.